





AP1 - 1T



AP1 - 2T



UP1 - 1T



UP1 - 2T

1seitiger Tast-Kontakt
ein- oder zweipolig
Schlüssel geht nach Kontaktgabe selbst-
tätig in die Abzugsstellung zurück

One way momentary
one or two pole
Key removable after contacting in center
position

Commande par impulsion
d'un seul côté
OUVERTURE - Retour à 0
La clé ne peut être enlevée qu'en
position 0.

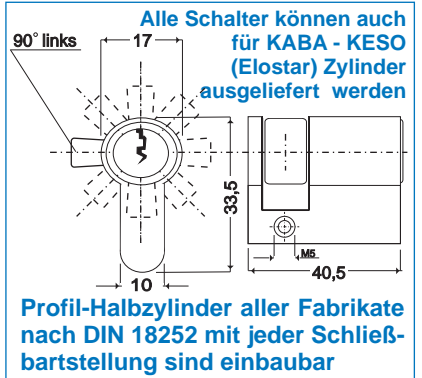
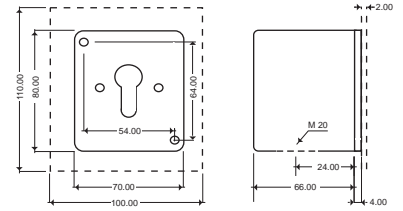
2seitiger Tast-Kontakt
ZU - AUF einpolig
Schlüssel geht nach Kontaktgabe selbst-
tätig in die Abzugsstellung zurück

Two way momentary
CLOSE - OPEN one pole
Key removable after contacting in center
position

Commande par impulsion
de deux côtés
OUVERTURE - FERMETURE
Retour à 0. La clé ne peut être enlevée
qu'en position 0.

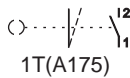
ORION

Typ AP1 / UP1

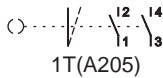


Standard

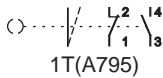
Sonderschalter



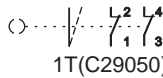
1T(A175)



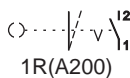
1T(A205)



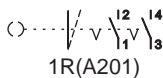
1T(A795)



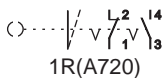
1T(C29050)



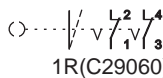
1R(A200)



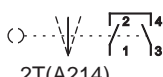
1R(A201)



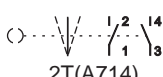
1R(A720)



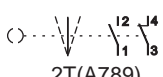
1R(C29060)



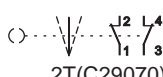
2T(A214)



2T(A714)



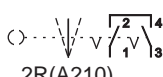
2T(A789)



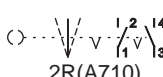
2T(C29070)



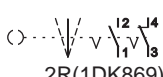
TR(C29100)



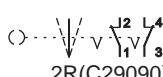
2R(A210)



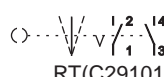
2R(A710)



2R(1DK869)



2R(C29090)



RT(C29101)

Technische Daten:

Schutzart IP 55
I th 16A
AC 3
Für Wechselstrommotoren 230V

1-phasig 1-polig bis 1,5kW=6,5A
1-phasig 2-polig bis 2,2kW=9,5A

Schalter entsprechen den
VDE-Vorschriften 0660 sowie

